

# Easy Guitar Songbook

## Christian Children's Guitar Collection



**30 Great Songs**  
Includes Guitar TAB  
and Standard Notation



# Table of Contents

<b>Introduction Section</b>	
About This Songbook	2
How this Book is Set Up	3
Using the Melody Sheets	4
Using the Chords Sheets	5
<b>Christian Children's Guitar Collection</b>	
Alive, Alive	6
Arky, Arky Song	10
Behold, Behold	14
Climb, Climb Up Sunshine Mountain	18
Deep and Wide	22
Do Lord	26
Down in My Heart	30
Give Me Oil in My Lamp	34
God is So Good	38
Hallelu, Hallelujah!	42
He's Got the Whole World in His Hands	46
I am a C-H-R-I-S-T-I-A-N	50
I'm in the Lord's Army	54
Isn't He Wonderful	58
I've Got Peace Like a River	62
Jesus Loves Me	66
Jesus Loves the Little Children	70
Jesus Wants Me For a Sunbeam	74
Joshua Fought the Battle of Jericho	78
My God is So Big	82
Oh Be Careful Little Eyes	86
Oh, How I Love Jesus	90
Praise Him, All Ye Little Children	94
Standin' in the Need of Prayer	98
The B-I-B-L-E	102
The Wise Man Built His House Upon the Rock	106
This is the Day the Lord Has Made	110
This Little Light of Mine	114
Who Did Swallow Jonah?	118
Zaccheus Was a Wee Little Man	122
<b>Appendices</b>	
Appendix A: Chord Fingering Diagrams	126
Appendix B: Alternative Strumming Patterns	127

# About this Songbook



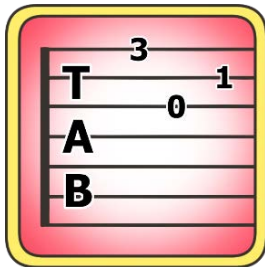
## Designed for Beginner and Intermediate Level Guitarists

This book is ideal for kids with previous guitar experience, as well as for kids just starting out. It includes 30 of the best Christian children's songs for guitar, making it easy to learn melodies, chords, and singing.



## Easy Fingerings and Song Arrangements

We've strategically placed songs in guitar-friendly keys that use uncomplicated, effective fingerings. In addition, every song has been arranged to be symmetrical, consistent, and accurate.



## Guitar Tablature (TAB) and Standard Notation

In addition to standard notation, each song is displayed in guitar tablature (also known as TAB), a professionally-accepted notation system used by guitar players around the world.



## Common Chords and Simple Strumming Patterns

Our songs use the most common chords for guitar that go along with simple, supportive strumming patterns. We've included chord fingering diagrams, as well as additional strumming patterns, that can be found at the end of this book.



## Singing and Voice Training

Each song includes lyrics that line up directly with guitar notes and chords to facilitate singing while playing. This means even beginners can enjoy singing while playing guitar.

# How this Book is Set Up

This songbook presents Melodies and Chords in a unique format: Each song has its own Melody Sheet, which displays the melody of the song, followed by its own Chords Sheet, which displays the chords of the song. This provides an effective learning approach which allows you to focus on each guitar part independently.

## Melody Sheets

Each song starts with a **Melody Sheet** that displays its melody in both standard notation and guitar tablature. The melody is scored with fingerings that line up directly with the song's lyrics, allowing you to follow both words and music without difficulty.

The Melody Sheet for "Praise Him, All Ye Little Children" features a colorful header with children's illustrations. It includes the title and subtitle "Praise Him, All Ye Little Children - Melody". The sheet is divided into four systems, each with a standard musical staff and a guitar tablature staff below it. The lyrics are: "Praise Him, praise Him, all ye lit - tle chil - dren. God is love, God is love. Thank him, thank him, all ye lit - tle chil - dren. God is love, God is love." A quote at the bottom reads: "You have taught children and babies to sing praises to you. - Psalm 8:2".

## Chord Sheets

Next is the **Chords Sheet** which features common chord shapes, as well as simple and supportive strumming patterns. The chords also line up directly with song lyrics, making it easy to play and sing.

The Chord Sheet for "Praise Him, All Ye Little Children" features a colorful header with children's illustrations. It includes the title and subtitle "Praise Him, All Ye Little Children - Chords". The sheet is divided into four systems, each with a standard musical staff and a guitar tablature staff below it. The lyrics are: "Praise Him, praise Him, all ye lit - tle chil - dren. God is love, God is love. Thank him, thank him, all ye lit - tle chil - dren. God is love, God is love." A note at the top right says: "\* Strum Pattern #4 Can Also Be Used For This Song". A quote at the bottom reads: "They saw the children praising Him in the Temple. - Matthew 21:15".

## Appendices

The **Appendices** in the back of this book give helpful information for learning and playing chords. You'll find chord diagrams showing proper fingerings, as well as advanced strumming patterns for songs.

Appendix A: Chord Fingering Diagrams. A hand diagram shows finger numbers 1-4. Chord diagrams are provided for: A, A7, Am, B7, C, C7, D, D7, Dm, E, E7, Em, F, G, and G7. Each diagram shows the fretboard with colored dots and numbers indicating finger placement.

Appendix B: Alternative Strumming Patterns. Ten patterns are shown, numbered 1 through 10, with their respective time signatures: 1 (4/4), 2 (4/4), 3 (4/4), 4 (4/4), 5 (4/4), 6 (4/4), 7 (3/4), 8 (3/4), 9 (3/4), and 10 (2/4). Each pattern includes a rhythmic notation and a guitar tablature staff.

# Using the Melody Sheets

A **Melody Sheet** displays each song's melody in both standard notation and guitar tablature. Guitar tablature is the world's most popular notation system for guitar and is used in nearly every guitar book, magazine, and website. As we've already noted, every song includes lyrics that line up directly with guitar tablature, making it easy to sing while playing.

## Playing Melodies

The image shows a musical score for the phrase "God is so good,". The top staff is in treble clef, key of A major (two sharps), and 4/4 time. The melody consists of four notes: G4 (quarter), A4 (quarter), B4 (quarter), and A4 (half). Above the first two notes is the letter "A", and above the last two notes is the letter "E". Below the staff are the lyrics "God is so good,". The bottom staff is guitar tablature, with the first string (top line) containing the numbers 2, 2, 2, and 0, corresponding to the notes above.

- Melodies are scored in both Standard Notation and Guitar TAB
- Melodies have been scored with "first position" fingerings that are easy to play

## Voice Training

The image shows a musical score for the phrase "Je - sus loves me; this I know,". The top staff is in treble clef, key of G major (one sharp), and 2/4 time. The melody consists of eight notes: G4 (quarter), A4 (quarter), B4 (quarter), A4-G4 (beamed eighth notes), F#4 (quarter), E4 (quarter), D4 (quarter), and C4 (half). Above the first note is the letter "G". Below the staff are the lyrics "Je - sus loves me; this I know,". The bottom staff is guitar tablature, with the first string (top line) containing the numbers 3, 0, 0, 2, 0, 3, 3, and 3, corresponding to the notes above.

- Melody notes line up with lyrics, making it easy to sing along for voice training
- Songs have been scored in keys that work well with most singers' voices

# Using the Chords Sheets

A **Chord Sheet** provides each song's chords in guitar tablature. We've scored songs using "open position" guitar chords that are easy to play and sound great. The chords used in our songs are the most widely used chords on the guitar, and we've provided simple and supportive strumming patterns, making it easy to play and sing.

## Playing Chords

The image shows a musical score for the song "God is so good,". The melody is written in treble clef, 4/4 time, with a key signature of two sharps (F# and C#). The lyrics are "God is so good,". The guitar tablature is provided below the melody, showing the fret numbers for the strings (T, A, B) for each chord. The first chord is A (0, 2, 2, 2, 0) and the second chord is E (0, 0, 1, 2, 2, 0). The beats are labeled as 1, 2, 3, 4 for the first chord and 1, 2, 3, 4 for the second chord.

- Common "open-position" chords are used which are easy to play and most widely used


- The beat that the chords follow is labeled under each bar

## Singing and Strumming

The image shows a musical score for the song "Jesus loves me; this I know,". The melody is written in treble clef, 2/4 time, with a key signature of one sharp (F#). The lyrics are "Je - sus loves me; this I know,". The guitar tablature is provided below the melody, showing the fret numbers for the strings (T, A, B) for each chord. The chord is G (3, 0, 0, 0, 2, 3). The beats are labeled as 1, 2 for the first chord and 1, 2 for the second chord.

- Chords line up with words making it easy to sing while playing

- Simple strumming patterns provide solid musical foundation for singers



# Down in My Heart

~ Melody ~

D

I've got the joy, joy, joy, joy down in my heart, (*Where?*)

TAB: 2 0 2 | 3 2 0 2 | 4 4 2 0

A7 D

down in my heart, (*Where?*) down in my heart. I've got the

TAB: 0 0 2 2 | 2 2 0 3 2 0 2

D

joy, joy, joy, joy down in my heart, (*Where?*)

TAB: 3 2 0 2 | 4 4 2 0

A7 D

down in my heart to stay! And I'm so

TAB: 0 0 2 2 | 3 3 3 3

# Down in My Heart Melody

G D

hap - py, so ver - y hap - py, I've

T  
A  
B

A<sup>7</sup> D

got the love of Je - sus in my heart. And I'm so

T  
A  
B

G D

hap - py, so ver - y hap - py, I've

T  
A  
B

A<sup>7</sup> D

got the love of Je - sus in my heart!

T  
A  
B

*I have told you these things so that you can have the same joy I have.*

~ John 15:11





# Down in My Heart

~ Chords ~

**D**

I've got the joy, joy, joy, joy down in my heart, (*Where?*)

TAB: 2 2 2 2 3 3 3 3 0 0 0 0

Beat: 1 2 3 4 1 2 3 4

**A7** **D**

down in my heart, (*Where?*) down in my heart. I've got the

TAB: 0 0 2 2 0 0 2 2 0 0 2 2 3 3 0 0

1 2 3 4 1 2 3 4

**D**

joy, joy, joy, joy down in my heart, (*Where?*)

TAB: 2 2 2 2 3 3 3 3 0 0 0 0 2 2 3 3 0 0

1 2 3 4 1 2 3 4

**A7** **D**

down in my heart to stay! And I'm so

TAB: 0 0 2 2 0 0 2 2 0 0 2 2 3 3 0 0

1 2 3 4 1 2 3 4

**G** **D**

hap - py, so ver - y hap - py, I've

T  
A  
B

3 0 0 0 2 3 | 2 3 2 0

1 2 3 4 1 2 3 4

**A<sup>7</sup>** **D**

got the love of Je - sus in my heart. And I'm so

T  
A  
B

0 2 0 2 0 0 | 2 3 2 0

1 2 3 4 1 2 3 4

**G** **D**

hap - py, so ver - y hap - py, I've

T  
A  
B

3 0 0 0 2 3 | 2 3 2 0

1 2 3 4 1 2 3 4

**A<sup>7</sup>** **D**

got the love of Je - sus in my heart!

T  
A  
B

0 2 0 2 0 0 | 2 3 2 0

1 2 3 4 1 2 3 4

*Be full of joy in the Lord always.*

~ Philippians 4:4

# He's Got The Whole World in His Hands

~ Melody ~

♪ =  $\text{♩}^3$

G

He's got the whole world in His hands, he's got the

T  
A  
B

D<sup>7</sup>

whole world in His hands, He's got the

T  
A  
B

G

whole world in his hands, he's got the

T  
A  
B

D<sup>7</sup> G

whole world in his hands. He's got the

T  
A  
B

# He's Got the Whole World in His Hands

## Melody

G

wind and the rain in His hands, He's got the

T 3 3 3 0 0 3 0 3 3 3

A

B

D<sup>7</sup>

wind and the rain in His hands, He's got the

T 1 1 1 2 4 3 0 3 3 3 0

A

B

G

wind and the rain in His hands, he's got the

T 3 3 3 0 0 3 0 3 3 3

A

B

D<sup>7</sup> G

whole world in His hands.

T 3 3 1 2 0

A

B

*The life of every creature and the breath of all people are in God's hand.*

~ Job 12:10

# He's Got The Whole World in His Hands

## ~ Chords ~

♪ =  $\overset{3}{\text{♪}}$

G

He's got the whole world in His hands, he's got the

TAB: 3 0 0 0 2 3 | 3 0 0 0 2 3 | 3 0 0 0 2 3 | 3 0 0 0 2 3

Beat: 1 2 3 4 | 1 2 3 4

D7

whole world in His hands, He's got the

TAB: 2 1 2 0 | 2 1 2 0 | 2 1 2 0 | 2 1 2 0

1 2 3 4 | 1 2 3 4

G

whole world in his hands, he's got the

TAB: 3 0 0 0 2 3 | 3 0 0 0 2 3 | 3 0 0 0 2 3 | 3 0 0 0 2 3

1 2 3 4 | 1 2 3 4

D7

G

whole world in his hands. He's got the

TAB: 2 1 2 0 | 2 1 2 0 | 3 0 0 0 2 3 | 3 0 0 0 2 3

1 2 3 4 | 1 2 3 4

**G**

wind and the rain in His hands, He's got the

TAB 3 0 0 0 2 3 3 0 0 0 0 2 3

1 2 3 4 1 2 3 4

**D7**

wind and the rain in His hands, He's got the

TAB 2 1 2 0 2 0 2 1 2 0 2 0

1 2 3 4 1 2 3 4

**G**

wind and the rain in His hands, he's got the

TAB 3 0 0 0 2 3 3 0 0 0 0 2 3

1 2 3 4 1 2 3 4

**D7** **G**

whole world in His hands.

TAB 2 1 2 0 2 0 3 0 0 0 2 3

1 2 3 4 1 2 3 4

*And the skies announce what his hands have made.*

~ Psalm 19:1

# Jesus Loves Me

~ Melody ~



G C G

Je - sus loves me; this I know, for the Bi - ble tells me so.

TAB

3 0 0 2 | 0 3 3 | 0 0 3 0 | 0 3 3

Em C G D G

Lit - tle ones to Him be - long; they are weak, but He is strong.

TAB

3 0 0 2 | 0 3 3 | 0 0 3 0 | 0 2 0

C G D

Yes, Je - sus loves me! Yes, Je - sus loves me!

TAB

3 0 3 | 0 3 | 3 0 0 | 0 2

G C G D G

Yes, Je - sus loves me, the Bi - ble tells me so.

TAB

3 0 3 | 0 3 0 | 3 0 0 2 | 0

# Jesus Loves Me Melody

G C G

Je - sus loves me; He who died, heav - en's gate to o - pen wide.

T 3 0 0 2 | 0 3 3 | 0 0 3 0 | 0 3 3

A

B

Em C G D G

He will wash a - way my sin, let his lit - tle child come in.

T 3 0 0 2 | 0 3 3 | 0 0 3 0 | 0 2 0

A

B

C G D

Yes, Je - sus loves me! Yes, Je - sus loves me!

T 3 0 3 | 0 3 | 3 0 0 | 0 2

A

B

G C G D G

Yes, Je - sus loves me, the Bi - ble tells me so.

T 3 0 3 | 0 3 0 | 3 0 0 2 | 0

A

B

*This is my command: Love each other as I have loved you.*

~ John 15:12



# Jesus Loves Me

~ Chords ~



**G C G**

Je - sus loves me; this I know, for the Bi - ble tells me so.

TAB: 3 0 0 2 3 | 3 0 0 2 3 | 3 0 0 2 3 | 0 1 2 3 | 0 1 2 3 | 3 0 0 2 3 | 3 0 0 2 3

Beat: 1 2 | 1 2 | 1 2 | 1 2 | 1 2 | 1 2 | 1 2

**Em C G D G**

Lit - tle ones to Him be - long; they are weak, but He is strong.

TAB: 3 0 0 2 3 | 3 0 0 2 3 | 0 0 2 0 | 0 1 2 3 | 3 0 0 2 3 | 2 3 0 2 3 | 3 0 0 2 3

Beat: 1 2 | 1 2 | 1 2 | 1 2 | 1 2 | 1 2 | 1 2

**C G D**

Yes, Je - sus loves me! Yes, Je - sus loves me!

TAB: 3 0 0 2 3 | 3 0 0 2 3 | 0 1 2 3 | 3 0 0 2 3 | 3 0 0 2 3 | 2 3 0 2 3 | 3 0 0 2 3

Beat: 1 2 | 1 2 | 1 2 | 1 2 | 1 2 | 1 2 | 1 2

**G C G D G**

Yes, Je - sus loves me, the Bi - ble tells me so.

TAB: 3 0 0 2 3 | 3 0 0 2 3 | 0 1 2 3 | 3 0 0 2 3 | 2 3 0 2 3 | 3 0 0 2 3 | 3 0 0 2 3

Beat: 1 2 | 1 2 | 1 2 | 1 2 | 1 2 | 1 2 | 1 2

G C G

Je - sus loves me; He who died, heav - en's gate to o - pen wide.

TAB

3	3	3	3	0	0	3	3
0	0	0	0	1	1	0	0
0	0	0	0	0	0	0	0
2	2	2	2	3	3	2	2
3	3	3	3			3	3

1 2 1 2 1 2 1 2

Em C G D G

He will wash a - way my sin, let his lit - tle child come in.

TAB

3	3	0	0	0	3	2	3
0	0	0	0	1	0	3	0
0	0	0	0	0	0	2	0
2	2	2	2	2	2	0	2
3	3	0	0	3	3		3

1 2 1 2 1 2 1 2

C G D

Yes, Je - sus loves me! Yes, Je - sus loves me!

TAB

3	3	0	0	3	3	2	2
0	0	1	1	0	0	3	3
0	0	0	0	0	0	2	2
2	2	2	2	2	2	0	0
3	3	3	3	3	3		

1 2 1 2 1 2 1 2

G C G D G

Yes, Je - sus loves me, the Bi - ble tells me so.

TAB

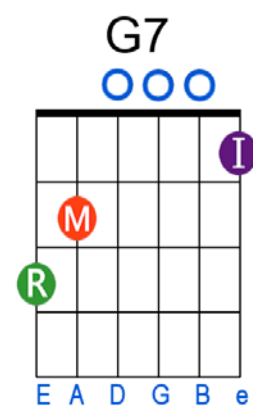
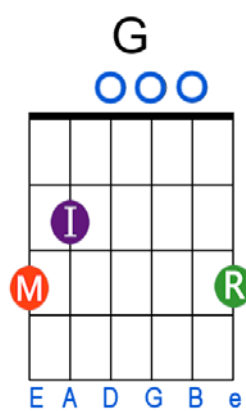
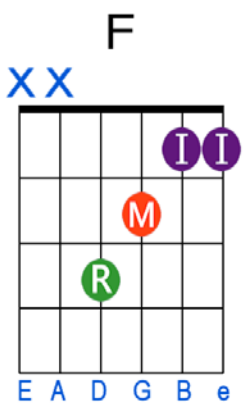
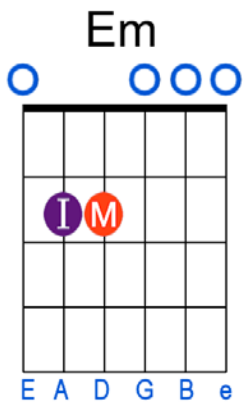
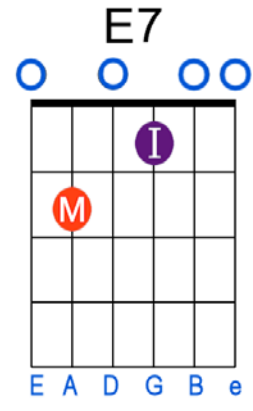
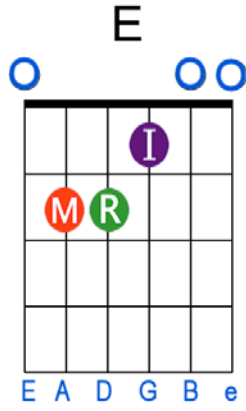
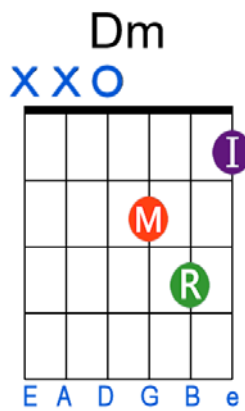
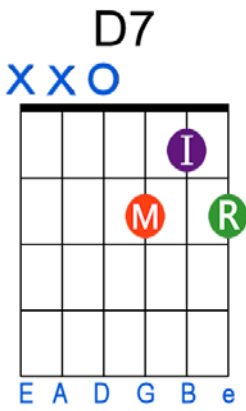
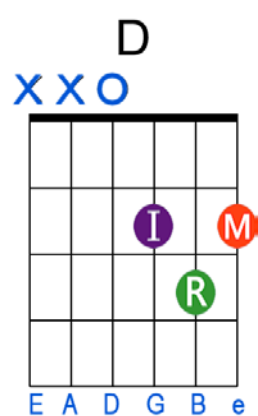
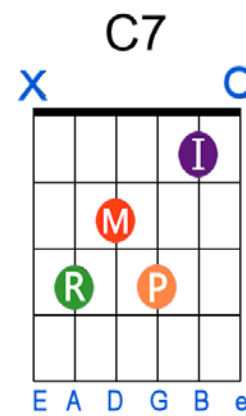
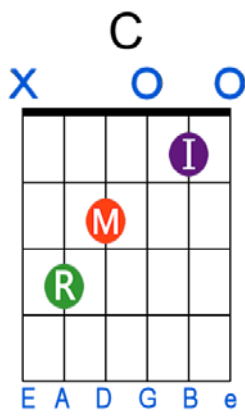
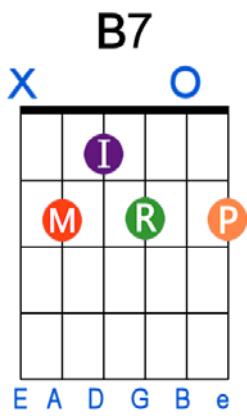
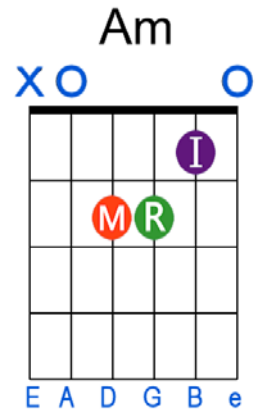
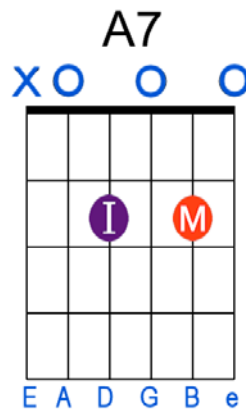
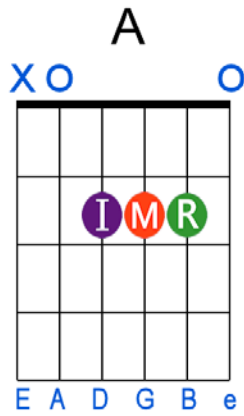
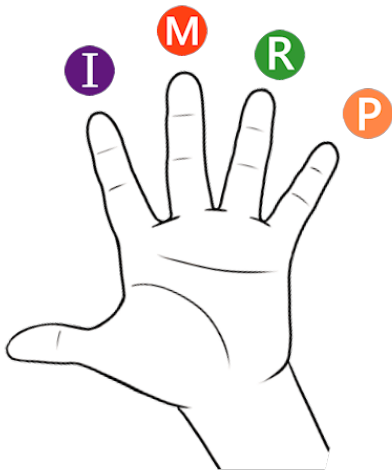
3	3	0	0	3	2	3	
0	0	1	1	0	3	0	
0	0	0	0	0	2	0	
2	2	2	2	2	0	2	
3	3	3	3	3		3	

1 2 1 2 1 2 1 2

*The purpose of this command is for people to have love.*

~ 1 Timothy 1:5

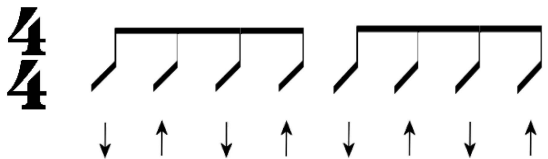
# Appendix A: Chord Fingering Diagrams

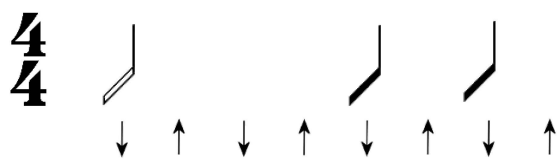


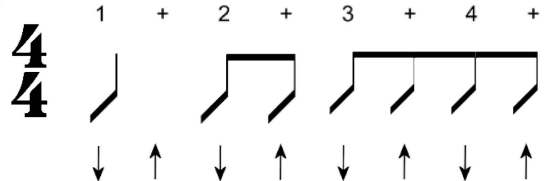
# Appendix B: Alternative Strumming Patterns

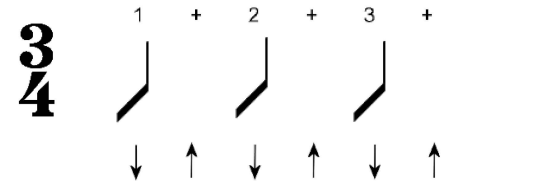
The following strumming patterns can be used for songs in this book (as noted on page 2 of each song's Chords Sheet).

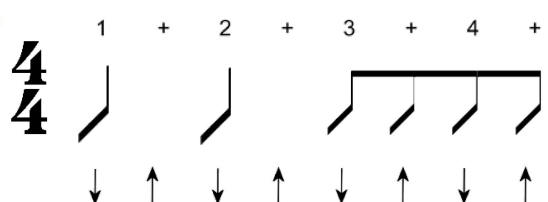
Follow the arrows (**Down** ↓ -- **Up** ↑) for "strumming-hand" directions. Always strum on the beats that have rhythm slashes. Each pattern represents one bar of music.

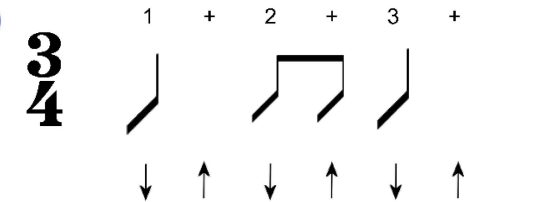
**1**  $\frac{4}{4}$  1 + 2 + 3 + 4 +  


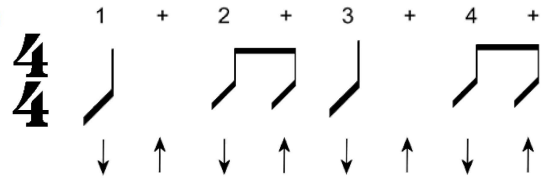
**6**  $\frac{4}{4}$  1 + 2 + 3 + 4 +  


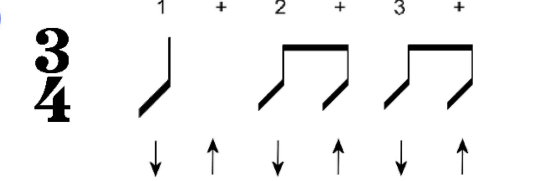
**2**  $\frac{4}{4}$  1 + 2 + 3 + 4 +  


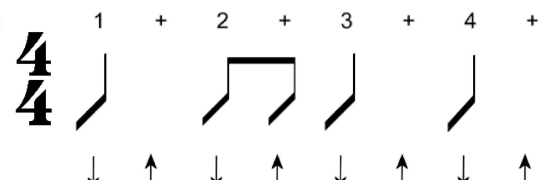
**7**  $\frac{3}{4}$  1 + 2 + 3 +  


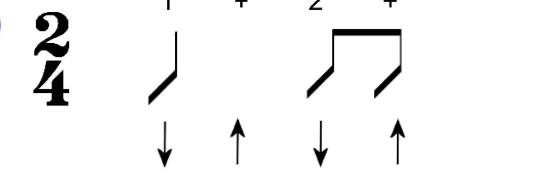
**3**  $\frac{4}{4}$  1 + 2 + 3 + 4 +  




**8**  $\frac{3}{4}$  1 + 2 + 3 +  


**4**  $\frac{4}{4}$  1 + 2 + 3 + 4 +  


**9**  $\frac{3}{4}$  1 + 2 + 3 +  


**5**  $\frac{4}{4}$  1 + 2 + 3 + 4 +  


**10**  $\frac{2}{4}$  1 + 2 +  



\*  $\frac{2}{4}$   =  $\frac{6}{8}$  

# More Great Easy Guitar Songbooks




## Children's Guitar Collection Vol. 1 .....24.95

This 130 page songbook features melodies and chords for 30 of the best songs for children including: "Alphabet Song", "Bingo," "Itsy Bitsy Spider," Happy Birthday, "For He's a Jolly Good Fellow", "London Bridge", "Mary Had a Little Lamb", "Hot Cross Buns", "If You're Happy and You Know It . . . and many more! Includes Standard Notation and Guitar TAB.




## Children's Guitar Collection Vol. 2.....24.95

This 130 page songbook, a continuation of Volume 1, features melodies and chords for 30 of the best songs for children including: "Old MacDonald," "Pop Goes the Weasel," "Take Me Out to the Ball Game," "Ring Around the Rosie," "Row, Row, Row Your Boat," "The Star Spangled Banner," "This Old Man," "Twinkle, Twinkle Little Star," "Wheels on the Bus," "Yankee Doodle" . . . and many more! Includes Standard Notation and Guitar TAB



## Christian Family Guitar Collection.....24.95

This 130 page songbook features melodies and chords for 30 inspiring Christian-oriented songs for kids and adults including: "Amazing Grace," "God Bless America," "How Great Thou Art," "Kum-Ba-Yah," "Michael Row the Boat Ashore," "The Old Rugged Cross," "When the Saints Go Marching In" . . . and many more! Excerpts of verses from the *King James Version* of the Bible are included. Includes Standard Notation and Guitar TAB.



## Christmas Classics Guitar Collection.....24.95

This 130 page songbook features melodies and chords for 30 traditional Christmas songs including: "Angels We Have Heard on High," "Away in a Manger," "Deck the Halls," "God Rest Ye Merry Gentlemen," "Jingle Bells," "Joy to the World," "O Come, All Ye Faithful," "Silent Night," "The First Noel," "We Three Kings," "We Wish You a Merry Christmas" . . . and many more! Includes Standard Notation and Guitar TAB.

All books available at: [MakeMusicEasy.com](http://MakeMusicEasy.com)

# Easy Guitar Songbook

## Christian Children's Guitar Collection



**30 Great Songs**  
Includes Guitar TAB  
and Standard Notation

**Christian Children's Guitar Collection** is a compilation of 30 well-loved Christian songs, meticulously arranged for the young and the "just learning" guitarist. It comes with a dual format for each song – a separate section for the melody and a separate section for chords. Complete with melodies, chords, and lyrics, this full-color 130-page songbook displays each song in Standard Music Notation, as well as in Guitar Tablature, to meet the needs of individual learners – even those who can't (or don't want to) read music. Our full-color songbook includes verses from the International Children's Bible that accompany each song to encourage Bible reading and discussion. This collection will inspire the young guitarist in his or her journey to faith through music!

**Alive, Alive**

**Arky, Arky Song**

**Behold, Behold**

**Climb, Climb Up Sunshine Mountain**

**Deep and Wide**

**Do Lord**

**Down in My Heart**

**Give Me Oil in My Lamp**

**God is So Good**

**Hallelu, Hallelujah!**

**He's Got the Whole World in His Hands**

**I Am a C-H-R-I-S-T-I-A-N**

**I'm in the Lord's Army**

**Isn't He Wonderful**

**I've Got Peace Like a River**

**Jesus Loves Me**

**Jesus Loves the Little Children**

**Jesus Wants Me for a Sunbeam**

**Joshua Fought the Battle of Jericho**

**My God is So Big**

**Oh Be Careful, Little Eyes**

**Oh, How I Love Jesus**

**Praise Him, All Ye Little Children**

**Standin' in the Need of Prayer**

**The B-I-B-L-E**

**The Wise Man Built His House Upon the Rock**

**This is the Day the Lord Has Made**

**This Little Light of Mine**

**Who Did Swallow Jonah?**

**Zacchaeus Was a Wee Little Man**